

President's Message—Tucker Collins

It is with great pleasure that I assume my responsibilities as President of ASIP for 2000-2001. As we enter a new academic year, it is appropriate to look at our Society and its direction. As you know, ASIP provides a locus for the integration of research activities and the dissemination of information on the pathogenesis of disease. I am pleased to report that, aside from a few areas of concern, both ASIP and our parent organization FASEB are in reasonably good shape. Briefly, let me overview a few of the strengths of the Society:

Finances. I am pleased to report that ASIP is fiscally quite sound. Under the direction of Secretary-Treasurer Linda McManus, Professor of Pathology at the University of Texas, and Executive Officer, Frances Pitlick, ASIP has controlled costs, while facilitating the scientific productivity of its members. Revenue generated by our investments and by *The American Journal of Pathology (AJP)* has produced a modest surplus and stable fiscal environment.

Continued on page 2

Past President's Message—

Mark E. Sobel

As you read this, I will have completed my term as President of ASIP, and I look back upon a year filled with promising opportunities for the future of our discipline as well as incredible personal experiences that my position in the Society has provided. For those of our members who have thought about contributing their time to this organization, but were concerned about the time commitment, I can only say that, for me, it has been a very worthwhile experience. I have especially appreciated interactions with great people of high caliber concerning a wide range of topics.

This past year marks major changes in the Society's publications. Last summer, I formed a search committee, under the leadership of Dr.

Inside:

<i>From the Executive Officer</i>	4
<i>What's Hot: Career Choices</i>	6
<i>Committee Reports</i>	7
<i>What is a Pathologist?</i>	8
<i>"Poster Children" of Pathogenesis</i>	12
<i>News and notes</i>	15
<i>Upcoming Meetings</i>	18
Contest	19



Dorothy Bainton, to replace Dr. Nelson Fausto as Editor-in-Chief of our flagship journal, *The American Journal of Pathology* (AJP), as Dr. Fausto's second term was coming to an end. The Society has benefited greatly from a decade of Dr. Fausto's outstanding leadership. I am pleased to announce the appointment of Dr. James Madara as the new Editor-in-Chief, effective this summer, with a six-month period of overlap with Dr. Fausto. We are fortunate that the editorial staff, under the leadership of Priscilla Markwood, will continue to provide support for our journal.

Another major accomplishment that was realized during the last year was the launching, in partnership with the Association for Molecular Pathology (AMP), of the quarterly *Journal of Molecular Diagnostics* (JMD) as Part B of AJP. All members of ASIP and AMP receive JMD as part of their membership, and it is our hope that this will increase the visibility of the impact of advances in molecular pathology on the entire discipline of pathology. Recognizing the savings to the Society for the cost of printing JMD, the ASIP Council has approved a small rebate to ASIP members who are also members of AMP to compensate them for their dual membership.

I am very pleased to announce a new benefit to ASIP members. For a two year trial period, active ASIP members who are corresponding authors of manuscripts accepted after July 1 to either AJP or JMD will not be charged for the cost of the first color figure. This amounts to a \$750 rebate in publication costs.

Finally, on the publication front, this year marked the launching of *The ASIP Bulletin*, the Society's new, more comprehensive, newsletter. After getting it off the ground, Dr. Bruce McManus has now turned over the editorship to Dr. Alessandra Bini. This is a great opportunity for me to thank Bruce for the outstanding job he did in developing the newsletter. In addition, I would be remiss if I did not recognize the herculean job that the Publications Committee performed this year, under the leadership of Dr. Sandra Wolman.

In addition to publications, another of this year's major initiatives was the establishment of a Task Force on Research and Training Opportunities in Pathology, under the leadership of Dr. Steve Galli. The Task Force has already met with the leadership of several institutes of the NIH, including NCI, NHLBI and NIAID. To me, this represents what ASIP can do best for its members- establish a dialogue with the leadership of the biomedical research enterprise, and protect and enhance the interests of experimental pathologists and investigators in their academic careers. I believe that our Society can continue to have a positive impact on its members' careers, and especially encourage a working dialogue with other organizations with common interests to further the interests of our discipline. Finally, I would like to express my personal appreciation to Tara Zeitner in the ASIP office, who provides the administrative support for so many member benefits, as well as my personal admiration to our incredible Executive Officer, Dr. Frances Pitlick, who has enhanced the reputation of ASIP during her tenure, and who has helped position the Society where it can do the most good.

* * *

President's Message, continued

Publications. Our publications continue to be a source of great pride for ASIP. Under the leadership of Editor-in-Chief Nelson Fausto and Managing Editor Priscilla Markwood, *AJP* has had another outstanding year. Subscriptions are stable, submissions have increased, and the journal continues to have the highest impact factor in the discipline. Additionally, *AJP* is looking to the future and has made the transition to "on-line" or electronic publishing at www.amjpathol.org. After a distinguished tenure, Dr. Fausto has announced his intention to step down. Following a national search, the Publications Committee and the ASIP Council have selected Dr. James Madara, Professor and Chairman of Pathology at Emory University, to succeed Dr. Fausto as Editor-In-Chief of *AJP*. In the upcoming year, we anticipate that there will be a smooth transition to the new leadership.

The last year has seen the initial offerings of *The Journal of Molecular Diagnostics (JMD)*. This new publication, under the leadership of Senior Editor Dr. Karen Kaul, Evanston Hospital, provides a forum for pathologists working on molecular applications to clinical diagnostic issues. We were pleased with the close collaboration between the *AJP* and *JMD* and the high quality of the initial issues. The success of this publication should strengthen the ties between ASIP and the Association for Molecular Pathology. Finally, Dr. Alessandra Bini, New York Blood Center and Columbia University, has taken over the editorship of the *ASIP* Bulletin. This publication keeps the membership informed of issues, events, and other developments relevant to our discipline, and will provide a more personal look at the people who shape our Society.

Annual Meeting. Having attended the 2000 Experimental Biology meeting in San Diego, I am excited about the remarkable advances that have been made in experimental pathology. It was particularly gratifying to see the large number of young investigators and the high quality of their innovative research. The Society will continue to try to create an annual meeting that combines the benefits of a small meeting with the strengths of a large meeting and its broader scientific diversity and exposure.

Let me call your attention to the upcoming 2001 meeting to be held in Orlando from March 31 through April 4 as part of Experimental Biology. This year the meeting will be with AAI, ASBMB, APS, as well as ASPET, AAA, and ASNS. Our Program Committee, under the leadership of incoming chair Dr. William Muller, Cornell University, has developed an exciting program of symposia, minisymposia, and workshops. In addition, there will be curricula for graduate students and the always popular presentation of meritorious awards.

Two issues that we will confront in the next year deserve comment:

Leadership: Dr. Frances Pitlick, ASIP Executive Officer for 12 years, has decided to step down,

effective upon appointment of a successor. We are pleased that she is committed to continuing to provide Executive Officer and staff support for our activities while planning for a smooth transition for a successor. As incoming president, I have organized a Search Committee that includes members from ASIP, as well as representatives from three other academic pathology societies. The Committee has placed advertisements for the position in appropriate publications and has solicited names of interested parties. It is anticipated that the committee will make a recommendation to ASIP Council in the fall of this year. We expect that there will be a smooth transition in early 2001 from the stewardship of Dr. Pitlick to the new Executive Officer.

Membership. Our membership is both a tremendous strength and a source of concern. Our organization consists of about 1600 research scientists and physicians. Our members are dedicated to excellence in research and teaching and many have made substantial contributions to our understanding of the cellular and molecular basis of disease. One has only to look at the accomplishments of the members nominated for awards to realize that our Society, although small, represents a very talented and productive group of investigators. However, we must strive to increase our membership. As incoming President, I want to ask each member to encourage as broad a participation as possible. We must strive to be inclusive. While we call ourselves the Society for Investigative Pathology, several areas of this field are poorly represented both in our membership and at our annual meeting. Many investigators who think of themselves as aligned with other disciplines are actually doing work in experimental pathology. Consider the benefits we offer to members:

- Networking with peers (directly at the annual meeting or informally through the newsletter and our web site);
- Job opportunities at all levels from post-doctoral positions to chairs of departments;
- Pathology education and training;

- Representation on policies that could impact our research capabilities (e.g., human tissue issues, study section composition);
- Public affairs representation in areas of concern to us (e.g., NIH and VA funding). The society serves as a formal public voice to promote our discipline.

No other society represents these concerns as they affect scientists in experimental pathology. A very simple way to help is by encouraging your colleagues to join ASIP and to attend the annual meeting. Information about membership and the annual meeting is available on our website <http://asip.uthscsa.edu/>, or from the Executive Office (301-530-7130).

In summary, ASIP is doing well and provides an important forum to promote scientific interactions between scientists with a common interest in the pathogenesis of disease. Our Society has significant strengths, but faces some important challenges as we move into the new century. I would welcome your comments and suggestions as to how ASIP could improve its service to the membership.

* * *

Current Council Members

Just a reminder in case you want to communicate an idea or concern, current ASIP Council members are:

- Tucker Collins MD PhD, President
- Mark Sobel MD PhD, Past-President
- Avrum Gotlieb MD, Vice President
- Fred Sanfilippo, Vice President-Elect
- Linda McManus PhD, Secretary-Treasurer
- William A Muller MD PhD, Program Committee Chair
- Stephen J Galli MD, Councillor
- Stanley R Hamilton MD, Councillor
- Sue C Heffelfinger MD PhD, Councillor
- Peter M Howley MD PhD, Councillor
- Bruce McManus MD PhD, Councillor
- Sandra Wolman MD, Councillor

From the Desk of the Executive Officer - Frances Pitlick

As was announced in the last issue of the *Bulletin*, Dr. Alessandra Bini has assumed the role of Editor. Dr. Bruce McManus had volunteered to set the society's newsletter on a new course on a temporary basis and we all are grateful to him for expanding the content and interest and congratulate Dr. Bini on the assumption of her new responsibilities.

Another ASIP "publication" is the website. Dr. Linda McManus continues to add and improvise to keep the site interesting. Earlier this year, Dr. Sandra Wolman expanded and modified the small Intersociety Council on Pathology Information brochure, "Pathology as a Career in Medicine." This brochure is frequently sent to high school students and other individuals who want to know more about what pathologists do. The document has now been mounted on the web site and is proving to be quite popular. As one of our own pointed out "Now my mother can figure out what I really do." But, just in case there is any question about who should be included under the broad umbrella of Pathology, see page 7 for the opportunity to provide your perspective of "What is a Pathologist?"

Our newest publication, *The Journal of Molecular Diagnostics*, is now in the process of applying for recognition by the National Library of Medicine to be indexed in the library's *Index Medicus*. The ASIP/AMP Joint Journal Oversight Committee (Sandra Wolman, Linda McManus, Catherine Leiendoecker-Foster, Jeffrey Kant, Nelson Fausto, Karen Kaul, and Priscilla Markwood) has put together a strong proposal for NLM's consideration.

* * * * *

"The Sands of Time....."

Most of the time, it just looks like an egg timer, but upon reflection, it really is an hourglass - the 12 years that I have been privileged to serve as your Executive Officer. At the time I joined ASIP in 1988, we had one full-time staff person plus 50% of my time. The remainder of my time was

to serve as the Executive Officer for Universities Associated for Research and Education in Pathology (UAREP), primarily to oversee editorial management of the *Atlas of Tumor Pathology* (the second series was nearing completion and the third series was in development) and provide administrative support for the Registry of Comparative Pathology; UAREP had 3 other employees at the time.

In 1990, FASEB had been re-organized and intensified its focus on public affairs. In order for FASEB to attract strong, independent societies to its membership, the annual meeting could no longer be the cornerstone for all of the societies and in its place, the societies that wanted to meet together developed the Experimental Biology concept; David Kaufman was instrumental in that process, a very tricky course to navigate at the time.

By 1992, we were implementing new governance procedures to expand opportunities for members to be involved in the Council and committees; we had decided to bring publication management for *AJP* in house and identified Nelson Fausto as the new Editor-in-Chief. In 2000, we have come full circle, nearing the completion of Dr. Fausto's term and welcoming James Madara as the new Editor-in-Chief. But before that (November 1999), we launched the new joint ASIP/AMP publication, *The Journal of Molecular Diagnostics*.

Meanwhile, UAREP was organizing working groups to discuss molecular diagnostics, an emerging field in which each department seemed to be re-inventing the wheel and where comparison of experiences would be helpful to everyone - out of these working groups and workshops, the Association for Molecular Pathology was born. Another UAREP interest that was beginning to develop is pathology informatics. Several individuals in this field have established successful annual meetings, but no continuing organizational structure had been established for individuals to maintain communication in this area. In the past winter, UAREP has been successful in pulling together a core group to develop such a structure, the Association for Pathology Informatics.

In the early part of that decade, the Association of Pathology Chairs decided to establish our office as their administrative home. Their activities have expanded to include the training program directors in all of the annual meetings; this year, the departmental administrators are also organizing into an APC section.

The Intersociety Committee on Pathology Information (ICPI), publishes the well-known and widely used *Directory of Pathology Training Programs*. As the Managing Editor moved closer to retirement, ICPI asked this office to provide the staffing and working environment for their activities - and we took on these responsibilities last year.

In 1994, a group of individuals with interest in cellular and molecular cardiovascular research organized themselves for better communication and asked our office to provide their administrative support. NAVBO is a successful, independent entity that provides a stimulating environment for its 650 members.

While ASIP maintains its strong ties with FASEB, the multi-society organization of the office has facilitated establishment of stronger ties with other pathology organizations and working with them on issues of mutual interest, particularly those that will impact research. When the "tissue issue" came onto the scene in 1995, ASIP took the initial leadership in organizing the other pathology societies to develop position statements that all of the societies could support. Eventually, CAP provided the staffing and coordination necessary to sustain this effort and that model continues today in dealing with emerging issues where pathology wishes to have a unified voice. One outcome of these activities has been the self-identification of another group of individuals who need routes of communication. Our office is now providing administrative support for this new society, ISBER (International Society for Biologic and Environmental Resources). Their primary interests are in quality control of such repositories and in identifying regulatory issues that will affect their operations. Currently, this group is particu-

larly concerned about privacy and informed consent.

As a result, the initial group of 1.5 ASIP and 3.5 UAREP employees has now grown to a staff of about 18 society, journal, and editorial staff. About half of these are ASIP or *AJP* employees; the remainder work for the other societies in the office. Because each of these groups needs quality leadership in development of publications, membership, annual meeting, and public affairs, additional executive staff time and senior managerial support is necessary. I have decided that it is time to turn the hourglass over and provide my successor with the opportunity to build the support structure that will carry each and all of the societies forward in this new decade.

There are major issues in academic pathology that will not resolve overnight - attractiveness of the discipline to medical and graduate students; research and education support for individuals and departments; yet more intrusive regulation that takes a bigger chunk of the research dollar; and a general lack of visibility not only to the lay public, but especially among our peers. I am always impressed at how pathologists are selected for leadership positions in their institutions in numbers far beyond their representation in their peer group. We need to find good ways to make pathology interesting and fun for those who follow. New and expanded leadership here in our office will be a strong step towards that development.

Meanwhile, I need to get back to that memo to the committee.....

What's Hot: Career Choices

Ph.D. Programs at the Forefront

Gary R. Pasternack, MD, PhD, The Johns Hopkins University, School of Medicine

At the recent EB 2000, an ASIP workshop entitled *What Do All These Genes Do, Anyway? Teaching*



Gary R. Pasternack

Disease In the Post-Genomic Era explored the challenge of educating medical scientists in the face of paradigm shifts and the need for expanded roles. Chaired by myself and Jeannie McMillin, PhD of the University of Texas at Houston, both directors of Pathobiology graduate programs, the

workshop included pathology educators and senior representatives of industry and government.

The workshop explored how the ways we do scientific business are dramatically changing. Until recently, the identification of new molecules generally began in the context of a well-defined biologic system. Newly defined proteins, messages, or genes were never far from their contextual ori-

gins, and much knowledge of function accompanied the acquisition of nucleic acid sequence. A scientist needed to know the original system well, with broad knowledge helpful but not imperative. Today, scientists must frequently begin with partial sequence accompanied by variable and often minimal amounts of other information. The functional context must be developed, but at the outset, it could involve



Jeannie McMillin

nearly any organ, tissue, cell, or system. To meet this challenge, a scientist must have a broad grounding in biology in addition to the skills of molecular and cellular biology. McMillin emphasized this in describing the difficulties of navigating disease as a basic scientist.

Who can meet this challenge? A second trend lays the burden squarely at the feet of the PhD

medical scientist. A series of recent articles from FASEB, by Leon Rosenberg and others, document the exodus of the MD scientist from the arena due to managed care, educational debt, and other pressures.

Nancy Thompson, PhD, director of Brown University's Pathology Graduate Program, explained how her program balances the critical issue of breadth and depth. Pathology graduate students must be equipped with superior fundamental scientific skills, but must also develop a broad disease-based perspective. In a related talk, I showed how the Johns Hopkins program creates clinically aware basic scientists through a series of long-term, low intensity encounters and through an acculturation process that brings graduate students together with clinical trainees. Marila Cordeiro-Stone, PhD of the University of North Carolina, director of one of the oldest Pathology graduate programs in the country, emphasized that Pathology PhD's are in demand, an assertion supported by analysis of the career paths of graduates of the UNC program.

Perry Nisen, MD, PhD, Divisional Vice President for Cancer Research at Abbott Laboratories, lent important perspective in his talk entitled, "Going for the *Drugular*: Training Physicians/Scientists for the Pharmaceutical Industry." Industry, he asserted, demands flexibility of its scientists. Success requires broad perspective and technical versatility. Scientists narrowly defined by discipline do not compete as well for jobs or advancement. Speaking from the government perspective, John Norvell, Assistant Director for Research Training at NIGMS, reviewed the vital role that the NIH has played in supporting research training, and spoke of how it is developing new and more flexible approaches to the support of graduate education in the biomedical sciences. The workshop ended with a lively panel discussion by all speakers.

* * *

COMMITTEE REPORTS

Education Committee – Avrum I. Gotlieb, M.D.

ASIP takes its mandate on education seriously. An Education Committee was formed to coordinate the diverse programs and allow for efficient and effective planning of education activities directed at graduate students, M.D./Ph.D. students, medical students, and clinical and research postdocs and fellows. Over the past few years, Council, the Program Committee and the Committee for Career Development, Women and Minorities have instituted several education forums at the annual meeting held at Experimental Biology. The overall objectives of these programs are to provide a home for trainees to be able to present their research, seek and obtain information on careers in pathology and laboratory medicine, and to socialize and network with peers and with established experimental pathologists.

What are the programs that serve the needs of our trainees?

Forums for faculty involved in training graduate students have focussed on the development of curriculum for both pathology graduate students as well as biomedical graduate students. Presentations on teaching experiences at different institutions and on fundamental issues in graduate training have generated lively discussions.

Dedicated graduate student research symposia have resulted in excellent opportunities for students to present their work to peers and established faculty. The Chugai Symposium is a special symposium for Young Investigators to present their work at EB meetings. Competitive travel awards are available, supported by an educational grant from Chugai Pharmaceutical Co., Ltd. The Program Committee continues to sponsor the highly successful courses in Pathobiology for Basic Scientists which attracts both students and faculty. The Program Committee is considering the design of new courses in molecular pathobiology and in animal models of human disease. The

continued on page 9

?????

What is a Pathologist

Linda M. McManus, PhD, ASIP Secretary-Treasurer

This question seems straight-forward, however, the answer depends, somewhat, upon who provides the response. Clearly, the discipline of pathology commands a spectrum of activities including practice/service, education, and investigation that represents the multifaceted aspects of pathologists' activities, *i.e.*, from autopsy to experimental and molecular pathology. This identity is further fractured by professional performance in the private practice sector, academia, and industry. And, advances in biomedical techniques/procedures are further refining diagnostic activities, teaching, and basic biomedical research in pathology. Thus, the definition of "what is a pathologist" is elusive. Nonetheless, in order to maintain a sense of identity and to avoid further fragmentation of our discipline, it is important that a unifying definition of a "pathologist" be derived. The usefulness of this definition will also extend beyond the members of our discipline, *e.g.*, to NIH study sections (CSR) or to the lay public. To this end, we solicit your comments/ideas/suggestions regarding "What is a Pathologist?" An ASIP Committee will then collate responses and prepare a statement for future consideration by our membership.

You can respond electronically at <http://asip.uthscsa.edu/new/path.html>. Or, you can send your reply to the ASIP office (by email, fax, or surface mail). Your assistance is truly appreciated.

Name _____

Address _____

Telephone _____

Fax _____

Email _____

A pathologist is _____

Education Committee will also support enhanced mentoring activities by the Committee for Career Development, Women and Minorities. The intent is to have interactions at the annual meeting between trainees and established faculty in order to identify career opportunities, plan appropriate educational pathways, and focus on networking to develop job opportunities in academia and industry. ASIP also presents the new Chugai Award for Excellence in Mentoring and Scholarship.

The Education Committee is the umbrella group for education at ASIP and as such also functions as a liaison with other pathology societies and groups that focus on trainee education.

***Meritorious Awards Committee –
Tucker Collins***

In a well attended reception at the Experimental Biology Meeting in San Diego, representatives of ASIP's Meritorious Awards Committee recognized the recipients of the Society's four major awards. Members of this year's Committee commented that they faced very difficult challenges in selecting winners from a diverse field of applicants for each of the categories.

From a field of six superb candidates, the Warner-Lambert/Parke Davis Award for meritorious work in experimental pathology by a young researcher was presented to Dr. John C. Reed, Scientific Director of the Burnham Institute in La Jolla, California. Dr. Reed has pioneered research into how defects in programmed cell death contribute to



Pictured from left to right: (seated) Mark Sobel, ASIP President; Donnasue Graesser, Student Travel Award (STA); Michelle Rider, STA; Suzanne Tepper, STA; Lilian Calderon-Garciduenas, STA; Leonard Jarett, Gold-Headed Cane; (standing) Nelson Fausto, Chugai Award; Neta Ilan, Experimental Pathologist-in-Training; Gavin Gordon, Predoctoral Merit Award; Qin Wang, Postdoctoral Merit Award; Colleen Cebulla, Predoctoral Merit Award; Aaron Bossler, Predoctoral Merit Award; Alan Schenkel, STA; Errol C. Friedberg, Rous-Whipple Award; Scott R. Vandenberg, Program Committee Chair; John C. Reed, Warner-Lambert/Parke-Davis Award.

oncogenesis and chemoresistance in cancer. From a group of eighteen outstanding candidates, the Rous-Whipple Award for pathologists with distinguished research careers who continue to contribute to the field was presented to Dr. Errol C. Friedberg, Professor and Chair, Department of Pathology at the University of Texas Southwestern Medical Center. Dr. Friedberg was introduced by the President of ASIP, Dr. Mark Sobel, who commented that Dr. Friedberg is one of the world's premier investigators in DNA repair.

From a field of nine superb candidates, the Gold-Headed Cane for long-term contributions to pathology was awarded to Dr. Leonard Jarrett, Distinguished Professor of Pathology and Laboratory Medicine at the University of Pennsylvania. Dr. Jarrett was introduced by Dr. Nicholas Gontas, Professor of Pathology and Vice Chairman at the University of Pennsylvania, who commented that Dr. Jarrett is a national and international leader in academic pathology and especially laboratory medicine. In a moving acceptance, Dr. Jarrett thanked his wife for her guidance and the members of his Department for their generous support.

The first Chugai Award for Excellence in Mentoring and Scholarship was presented to Dr. Nelson Fausto, Professor and Chairman, Department of Pathology, University of Washington School of Medicine. Dr. Fausto was introduced by Dr. Agnes Kane, Professor and Chair of Pathology at Brown University. Dr. Kane outlined Dr. Fausto's contributions as a scholar, mentor, and as Editor-in-Chief of the American Journal of Pathology.

The Committee wishes to congratulate all of the awardees for their outstanding contributions to pathology. The Committee was extremely impressed with the research programs and numerous accomplishments of both the nominees and the award recipients. We are proud that these individuals are members of the ASIP.

Program Committee – William A. Muller

Beginning with Experimental Biology 2001 **abstract submissions will be totally electronic**. Since seven societies are involved this year, topic category lists must be trimmed. For ASIP this meant compressing 96 topics into 15. The Program Committee spent many hours trying to come up with 15 categories that would best describe the subjects of the abstracts usually submitted, but leave room open for new subjects. This is obviously an imperfect compromise. However, fear not! The abstracts will be reviewed by real, hard-working ASIP members just like yourself, who will do their best to place your abstract in the best possible venue. In most cases, abstracts submitted to broad categories will be grouped into sessions of more limited scope. For example, abstracts submitted to "Atherosclerosis" might be broken down into sessions dealing with lipid metabolism, growth factors and smooth muscle cell proliferation, animal models of atherosclerosis, and plaque rupture, provided there were enough abstracts to make strong sessions in those categories. Similarly, if there were enough abstracts on renal or GI pathology submitted to "Mechanisms of Disease--other organ systems", we would make individual sessions for these. The Program Committee wants this to be YOUR meeting. We are interested in attracting all ASIP members to the meeting, particularly those who have not been attending in the recent past. If you have comments or suggestions, or have an abstract that you would like to submit, but are not sure which, if any, category it would fit best in, please contact Dr. Bill Muller, Program Committee Chair at wamuller@med.cornell.edu. With that in mind, the topic categories will be as follows:

- Atherosclerosis
- Hemostasis and thrombosis
- Vascular biology and angiogenesis
- Mediators of inflammation
- Immunopathology/infectious diseases
- Leukocyte-endothelial cell interactions
- Gene expression/growth factors
- Apoptosis
- Signal transduction
- Mechanisms of liver disease
- Mechanisms of lung disease

categories continued

Mechanisms of disease -- other organ systems
Neoplasia
Environmental science and pathology
Neurobiology and neuropathology

We hope to see you in Orlando at what promises to be a very exciting meeting!

Public Affairs Committee – Richard G. Lynch

Many important public affairs issues continue to develop and evolve. At unprecedented levels of intensity, biomedical research is attracting the interest of the public, the attention of the media, and the financial support of the federal government. A number of recent surveys have shown that the great majority of the general public gives high priority to the importance of biomedical research. The economic value of America's investment in medical research is the subject of a report posted on the Web Site of the Lasker Foundation: <http://www.laskerfoundation.org/fundingfirst/>. Almost on a daily basis, there is front-page coverage of some aspect of biomedical research. Until recently, most of the media attention focused on reports of new discoveries, technological and conceptual advances, and promising applications of new knowledge to improve health and prevent disease. Recently, much of the attention has been directed to issues that relate to the sociologic, economic and ethical inner workings of the biomedical research enterprise *per se*. Oversight, accountability, credibility, conflict of interest, informed consent, human subject protection, confidentiality, privacy and misconduct are terms and issues that regularly form the focus of articles in the press and on television. To stay informed about these complex issues as they rapidly evolve is a challenge, but it is crucial that we do understand these matters and that we have input to the design of policies that best serve the public interest. Fortunately, quick access to information is feasible in this electronic age. The FASEB Office of Public Affairs maintains up-to-date information on biomedical research issues at the FASEB Web Site: <http://www.faseb.org>.


A topic that currently receives enormous attention is "human stem cell research". NIH has issued Draft Guidelines for Research Involving Human Pluripotent Stem Cells and the period for public comment recently ended. FASEB responded to these guidelines in a letter from President David Kaufman (ASIP) to the NIH Office of Science Policy. Overall, FASEB applauded the NIH for its forward-looking stance in seeking to support exploration of human pluripotent stem cells. FASEB expressed support for the appropriateness of federal oversight for the generation and use of embryonic stem cells in federally funded research. FASEB also supported the proposed guideline to limit the use of NIH funds for embryonic stem cell research to those cell lines derived from embryos that were generated for treatment of infertility and were in excess of clinical need. FASEB expressed support for the requirement that human embryo donation be voluntary and not recompensed, and that only frozen embryos be used.

There were two specific areas where FASEB recommended revisions in the Draft Guidelines. It was recommended that research employing pluripotent human stem cells derived before publication of the Draft Guidelines (pre-existing cells) be considered eligible for NIH support, subject to review of their derivation protocols and consent processes. FASEB also recommended that NIH establish a certification mechanism for specific pluripotent human stem cell lines, publishing periodically a list of such lines that have been reviewed and found acceptable for federally-funded research. This would avoid the requirement for independent certification of derivation and consent protocols for pluripotent human stem cells by each investigator.

It is expected that sometime this summer NIH will issue the final guidelines on stem cell research. On the legislative front, it is not likely that Congress will vote on a Stem Cell Research Bill in the session that is coming to an end. Stem cell research is just one of many important biomedical research issues that will be receiving ongoing Congressional attention. Some of those topics will be covered in upcoming issues of *The ASIP Bulletin*.

Poster Children of Pathogenesis
- Shelley Wood

Dr. Nelson Fausto



Dr. Nelson Fausto speaks softly with an accent that seems to slip easily in and out of his phrases. Born in Sao Paulo, Brazil and educated at the University of Sao Paulo School of Medicine, Dr. Fausto describes himself as a student more passionate about the events of the day than he was about embarking on a career in clinical medicine. Upon graduating in 1960, Dr. Fausto quickly determined that clinical work was not his cup of tea.

“I was very much interested in research,” says Dr. Fausto.

In 1961, he landed a job as an assistant professor at his alma mater in the Department of Histology and Embryology, but was not entirely content with the appointment. He explains that, as an assistant professor at the University of Sao Paulo, he was still not really free to pursue his own research interests, a situation he found less than ideal.

An unexpected job offer from a friend in the Department of Medicine at the University of Wisconsin in 1962 was the first in a string of serendipitous occurrences that would dramatically change the direction of his life and career.

As a student in San Paulo, Dr. Fausto had been involved in the charged political student move-

ment of the early 1960s. “At that time, the political scene in Brazil was really heating up,” says Dr. Fausto. Among his peers, the United States was the last place any one in his right mind would want to go, let alone live and work. But, in 1962 and keen for something different, Dr. Fausto resigned his post at the University—an unprecedented move for someone in such a coveted academic position—and moved to Wisconsin. He obtained a green card, thinking he would only stay for one or two years, not knowing just how much this crucial step would mean for his future.

“I didn’t expect to like the States,” Dr. Fausto admits. To his surprise, he found it “absolutely wonderful.”

“The people were friendly and interested in many things,” he says. “Research, the arts, literature, politics: everything I hadn’t expected.”

In a second twist of fate, Dr. Fausto found himself in the Department of Pathology, a field that hadn’t really been an option in Brazil and one he had not previously considered.

“I kind of stumbled in the backdoor,” recalls Dr. Fausto, and loved it.

He stayed at the University of Wisconsin as a research associate, later completing his residency in pathology, before accepting a position at Brown University in 1968 where the new school of Medicine was just being launched. Dr. Fausto started as an instructor, then became the founding Chair of the Department of Pathology and Laboratory Medicine in 1983, a position he held until 1994.


“I stayed in New England for a total of 28 years and I loved it,” says Dr. Fausto. At Brown, he recalls, he felt a true sense of belonging, calling the university “a family affair.”

“I was like part of the woodwork,” he laughs.

In 1994, he was offered and accepted a position as Chairman of Pathology at the University of

Continued on page 14

Dr. Robert E. Stowell



After spending more than 60 years in and out of laboratories and university lecture theatres all over the United States, you'd think Dr. Robert E. Stowell might be ready for a full retirement.

Quite the contrary. The 85-year old recipient of the 1990 Gold-headed cane award still teaches undergraduate pathology courses on a volunteer basis at the University of California-Davis.

"I enjoy the contact with the students," he says simply.

It is many years since Dr. Stowell was himself a student. Born in Cashmere, Washington in 1914, he grew up and attended high school in the dry summers and cold winters of North Central Washington. He did his undergraduate degree in pre-medical sciences at Whitman College and Stanford University, graduating from the latter in 1941. He then went on to take a position as research associate at the Washington University School of Medicine at St. Louis in the Department of Cytology, as well as working at the Barnard Free Skin and Cancer Hospital. He stayed at Washington University for his training in pathology, becoming an associate professor in 1948. Asked why he chose pathology, Dr. Stowell explains that spending some time at the bench was important to him:

"I was interested in the subject matter and I was interested in doing research. I thought I would

have a better opportunity to do research in pathology than I would in some of the clinical areas."

While at Washington University, Dr. Stowell's research interests centered on basic cancer research, looking initially at factors involved in skin cancer production in mice.

He left Washington University in 1948, accepting a professorship in pathology and oncology at the University of Kansas Medical Center, where he was also director of cancer research. At the school, Dr. Stowell was involved in expanding the medical program and some of its activities.

"I liked Kansas," Dr. Stowell remembers. "I liked it very much."

He left in 1959 to become Scientific Director of the Armed Forces Institute of Pathology in Washington DC where he stayed for eight years. At the time, he also served as a visiting professor of pathology within the University of Maryland School of Medicine.

Not content to remain in one part of the United States for too long, Dr. Stowell "took a jump back to the West Coast" in 1967, where he helped launch the new medical school at the University of California—Davis. At Davis, he was the Chairman of the Department of Pathology and Director of the Division of Pathology for the Sacramento Medical Center, a dual commitment that enabled him to pursue both his research interests as well as the clinical pathology services offered at the Center.

Between 1968 and 1971, Dr. Stowell served as the director of the National Center for Primate Biology at UC Davis. He describes his role at the center as being primarily administrative, but he did have the opportunity to work on and publish a study of the simian AIDS virus in monkeys. According to Dr. Stowell, this was the first published report of the virus, although he and his colleagues were not able to isolate the virus at the time.

Returning to the Department of Pathology in 1971, Dr. Stowell remained on staff until 1982

when he continued teaching as an emeritus professor. Throughout his entire career, he has served on a wide variety of editorial boards and advisory groups, including committees for the National Institutes of Health and the American Cancer Society. From 1959 to 1960, he was president of the USCAP. Since 1989 he has been a part of a pre-health professional advisory committee which meets with young men and women hoping to get into health professions and prepares letters of reference to accompany their applications.

People who are considering medicine, says Dr. Stowell, require the right background and the right expectations.

“I think they need to certainly have a keen interest in the biological sciences and they need to have an interest in helping others, one way or another, either in clinical practice, or in terms of contributing research,” says Dr. Stowell. “They shouldn’t regard medicine as a route to immense wealth, but they can have a very satisfying lifestyle if they enjoy helping people and keeping up with the advances of medicine.”

Dr. Stowell’s commitment to advancing the aims and careers of young investigators is something that is reflected throughout his career. The Stowell-Orbison awards, established in recognition of the former USCAP presidencies of Dr. Stowell and Dr. Lowell Orbison, are awarded on an annual basis to pathologists in training. Initially the award attracted a few dozen applicants but is now sought by several hundred young investigators per year.

“It has become a significant part of the scientific program,” says Dr. Stowell.

With such a full career behind him, it’s a wonder he isn’t using his semi-retirement to take more time for himself. In fact, Dr. Stowell, an avid gardener, has been taking time out to “smell the flowers” throughout his entire career. These days he enjoys “puttering around” in the garden where he grows vegetables and exotic flowers--as well as the common variety--but he claims he has this is nothing new.

“I’ve been interested in flowers for a good part of my life and I’ve had a vegetable garden for most of my life,” he says.

One way or another, Dr. Stowell has cultivated a full and distinguished career, and has sowed the seeds of inspiration and ambition in many young people now following in his footsteps.

* * *

Dr. Fausto, continued

Washington. Leaving the East Coast and heading West “was a real adventure.” He adds that he felt he’d truly had a full career in New England and could afford to tackle something new, even if it didn’t work out.

It did. As Chair, Dr. Fausto claims he spends a lot of time “pushing paper” but still manages to stay in touch with his laboratory’s research and is very involved with the work of his five graduate students.

“The really pleasant part of my job is working with young people who are just getting going in their careers,” says Dr. Fausto.

It is a job he does well. Earlier this year, Dr. Fausto was awarded ASIP’s Chugai Award for Excellence in Mentoring and Scholarship. Mentoring is a role that he believes is extremely important, partly because he himself had no particular mentors over the course of his career. And, much as he loves his work—primarily in the field of liver development and regeneration—he says that his long-term relationship with the liver, like many other things in his career, must have been due to fate. He has no regrets. “It’s been a fascinating area,” says Dr. Fausto, who to this day is entranced by the liver’s ability to regenerate and self-regulate its own size and function. “It really is a very intelligent organ.” More recently Dr. Fausto’s work has centered on the molecular and cellular biology of Hepatitis C.

In addition to his duties as professor and chairman at the University, Dr. Fausto is also Editor-in-Chief of the American Journal of Pathology. Out-

side of his work, Dr. Fausto has a keen interest in music of many genres, ranging from opera to jazz, African to Brazilian music. He is also an avid reader of both fiction and non-fiction.

Asked where he turns when he needs to clear his mind or sort out his thoughts, Dr. Fausto has a quick answer. "I like peaceful places," he says simply. He speaks fondly of his New Hampshire home, a true retreat from his duties at Brown, and


now, on the West Coast, he is profoundly satisfied with his home overlooking Puget Sound, with a view of the Olympic mountains.

A far cry from the Brazil in the 1960's? Certainly.

"If you told me back then that I'd be here, doing pathology in Seattle, I'd have said: "What's pathology? Where's Seattle?"

NEWS & NOTES

Dr. Michael A. Gimbrone, Jr., Past-President



and member of ASIP for 25 years, will be inducted into the prestigious Institute of Medicine (IOM) of the National Academy of Sciences this Fall. Dr. Gimbrone is the Elsie T. Friedman Professor of Pathology at Harvard Medical

School; the Director, Center for Excellence in Vascular Biology; and the Vice Chair for Research and Academic Affairs of the Department of Pathology at the Brigham and Women's Hospital in Boston, MA. His research focuses on the mechanisms of vascular diseases, such as atherosclerosis, thrombosis and inflammation, at the cellular and molecular levels.

Dr. Jay H. Lefkowitz, Professor of Clinical Pathology in the



Department of Pathology at the College of Physicians and Surgeons of Columbia University in New York, received two major Columbia University honors at the May, 2000 Commencement exercises.

The first was the

prestigious Presidential Award for Outstanding Teaching, from Columbia's President George Rupp, in which Dr. Lefkowitz was cited for his "commitment to both the medical and humanistic sides of his students." This was demonstrated in his direction of the second year course in Pathology, by his ability to "craft the lesson to the audience" (often using his skills as an illustrator), and by his work with the student theatre group and in other advisory capacities. The second award was the Alumni Medal from the Alumni Federation of Columbia, which recognized his alumni service activities ranging from chairing several benefits to serving as his class (P&S '76) committee's director. In the same department, **Dr. Vivette D. D'gati**, Director of Renal Pathology and Professor of Pathology, is the recipient of the 2000 Jacob Churg Award for professional and academic contributions to the field of Nephropathology. The award was presented last March by the Renal Pathology Society at the United States And Canadian Academy of Pathology 89th Annual Meeting in New Orleans, Louisiana.


Dr. Robert Brent, Distinguished Professor of Pediatrics; Radiology; Pathology, Anatomy and Cell Biology (Alfred I. DuPont Institute, Wilmington, DE) received word from Dr. Keith H. Dinger, Chairman of the Awards Committee of the Health Physics Society that he will receive the prestigious Robley D. Evans Commemorative Medal for the year 2000. This medal will be presented on June 27, 2000 at the annual meeting of the Health Physics Society. This award is given in memory and honor of Professor Evans, a Past President of the Health Physics Society, in recog-

nition of his outstanding and extraordinary dedication and contributions to radiation safety as an educator, scientist, author and humanitarian for more than fifty years.

Dr. Mark Sobel was the keynote speaker in May at the Highman Symposium at the University of California Davis Medical Center in Sacramento. Dr. Sobel spoke on "The Search for New Molecular Markers of Solid Tumors." The Highman Symposium is an annual lectureship in honor of Dr. Benjamin Highman, who joined the faculty at the UC Davis School of Medicine in the Department of Pathology in 1985 after a distinguished career as Chief of Pathologic Anatomy at the National Institutes of Health (until 1973) and as a professor of pathology at the University of Arkansas. The Pathology Department at UC Davis, under the leadership of Dr. Ralph Green, also sponsors the Stowell Lectureship each fall. The Stowell Lectureship is endowed by a contribution from Dr. Robert E. Stowell, the first Chair of the Department of Pathology at UC Davis. Dr. Stowell is also a generous contributor to ASIP functions, including the Stowell Symposium, Trends in Experimental Pathology at the ASIP annual meeting.

We want to congratulate the following ASIP members who have been appointed as chairs of Pathology in the past year: **Abul Abbas** (University of California School of Medicine, UCSF), **Barbara Atkinson** (University of Kansas School of Medicine), **Michael B Cohen** (University of Iowa College of Medicine), **Carolyn Compton** (McGill University), **James C. Crawford** (University of Florida, Gainesville), **Stephen J Galli** (Stanford University Medical Center), **William F Glass II** (Eastern Virginia Medical School), **Reid R Heffner** (SUNY at Buffalo), **J Charles Jennette**, (University of North Carolina-Chapel Hill School of Medicine), **Kusum Kumar** (Michigan State University), **Vinay Kumar** (University of Chicago School of Medicine) and **Janice Lage** (Medical University of South Carolina).

Dr. James C. Crawford was appointed the new chairman of the Department of Pathology, Immunology and Laboratory Medicine at the University of Florida on July 1, 1999. The previous chairman, Noel McLaren, M.D., served from 1987-1996 and is now on faculty at



Cornell Medical School in New York. Edward J. Wilkinson, M.D., served as Interim Chairman from 1996-1999 and remains as Vice Chairman. The department serves the Shands Healthcare System, including Shands at the University of Florida, four regional hospitals, and the Shands at Jacksonville Hospital in Jacksonville, FL. The department has 56 faculty in Gainesville and an additional 8 faculty at its affiliated Jacksonville department. The department has strong basic investigative programs in the genetics and immunologic basis of autoimmune disease, in particular Type I Diabetes Mellitus, host-viral interactions of human immunodeficiency virus infection, stem cell biology and cellular differentiation, urolithiasis, hepatobiliary pathobiology, intracellular signalling, and genomics and bioinformatics. A particular strength of the Jacksonville program (Shahla Masood, M.D., Associate Chair) is the surgical pathology, cytopathology, and molecular investigation of breast disease.

Dr. Crawford is an international expert in liver pathology and pathobiology. He has made significant contributions over the last 15 years to our understanding of hepatic processing of bilirubin, bile salts, and biliary lipids for secretion into bile, in particular elucidating the mechanism by which phospholipids are secreted from the liver into bile. He currently is actively involved in studies of liver microarchitecture and restitution following injury.

At the University of Iowa, **Drs. John Kemp**, an active ASIP member, now serves as Director of the Clinical Laboratories and Vice-Chair for Clinical Affairs; **Michael B. Cohen** is the new Head of the department (since Nov., '99) and **Fred Dick**, Vice Chair for Educational Affairs, received a grant from the NLM to develop a virtual histology slide box.

Dr. Gerhard RF Krueger will be stepping down from his position as Dean, Cologne University Medical School (Germany), for reasons of not agreeing with governmental procedures of reorganizing the medical schools. He has accepted a position as professor of pathology & laboratory research, at UT Houston Medical School beginning this Oct. 1st, 2000.

The World Health Organization (WHO) has embarked on a new project, entitled *World Health Organization Classification of Tumors*. This is the continuation of the International Histological Classification of Tumors, which produced two series of "WHO Blue Books" between 1967 and the present. The new WHO series continues to standardize the classification of tumors, but will also include information on molecular genetics which are increasingly important in the typing of human cancers and as predictive factors for response to therapy and for clinical outcome. Clinical and epidemiologic information are described in a strictly disease-oriented manner.

The first volume, *Pathology and Genetics of Tumours of the Nervous System (ISBN 92 832 2409 4)*, has recently been published and is available from IARC Press, Lyon (press@iarc.fr). It is the outcome of a collaborative effort by 106 neuropathologists and geneticists from 21 countries, who met at the International Agency for Research on Cancer in July 1999 under the Chairmanship of Dr. Paul Kleihues (Lyon) and Dr. Webster K. Cavenee (San Diego). The second volume is in preparation and covers the Pathology and Genetics of Tumors of the Digestive System. The price for the \$75 WHO book to ASIP members is \$50 (includes surface postage). For further information please contact Paul Kleihues, MD at kleihues@iarc.fr or Leslie H. Sobin, MD at sobin@afip.osd.mil

Dr. William P. Duguid, Pathologist for many decades at McGill University in Montreal, Canada passed away in early May. Dr. Duguid maintained an active research lab during all these years and trained countless young pathologists during his long career. No compilation of publications, awards or anecdotes can properly describe the life of a man. He will be remembered by many. He died of renal cancer. Submitted by a student of his, Emmanuel Maicas.

Please forward us news about new appointments and awards received by ASIP members in your Department.

Contributors:

President's Message: Tucker Collins – tcollins@rics.bwh.harvard.edu

Past President's Message: Mark Sobel – mesobel@pathol.faseb.org

Executive Officer: Frances Pitlick – fpitlick@pathol.faseb.org

What's Hot: Gary Pasternack – gpastern@jhmi.edu

What is a Pathologist?: Linda M. McManus – mcmanus@uthscsa.edu

Education Committee: Avrum I. Gotlieb – avrum.gotlieb@utoronto.ca

Meritorious Awards Committee: Tucker Collins – tcollins@rics.bwh.harvard.edu

Program Committee: William Muller – wamuller@mail.med.cornell.edu

Public Affairs Committee: Richard Lynch: – richard-lynch@uiowa.edu

Poster 'Children': Shelley Wood – shwood@interchange.ubc.ca

News and Notes (Editor): Alessandra Bini – alessandra_bini@nybc.org

UPCOMING MEETINGS

**American Society of Clinical Pathologists (ASCP)
CMLE Workshops**
<http://www.ascp.org/programs/workshops/>

CME at Columbia University
<http://cpmcnet.columbia.edu/dept/cme/>

FASEB Summer Research Conferences – Summer 2000
<http://www.faseb.org/meetings/src/>

Association of Pathology Chairs Annual Meeting
July 26-29, 2000; Boulder, Colorado

**Office of Research on Women's Health (ORWH)
Celebrating a Decade of Progress: Embracing Chal-
lenges for the 21st Century**
September 10 & 11, 2000; Bethesda, Maryland

**American Society of Tropical Medicine & Hygiene
Intensive Review Course: Clinical Tropical Medicine
and Travelers' Health**
September 14-15, 2000; Toronto, Ontario, Canada

**The 34th Annual Meeting Society for Leukocyte Biology:
Interactions of Innate and Acquired Immunity**
October 5-8, 2000; Royal Sonesta Hotel, Cambridge, Mas-
sachusetts

**5th Annual APIII Meeting (Advancing Pathology Infor-
matics, Imaging, and the Internet)**
October 26-28, Pittsburgh, Pennsylvania

**American Society of Tropical Medicine & Hygiene
Pre-Meeting Course: Updates in Vector Borne Human
Diseases of the New World**
October 28-29, 2000; Houston, Texas

**The 49th Annual Meeting of the American Society of
Tropical Medicine & Hygiene**
October 29-November 2, 2000; Houston, Texas

**The 6th Annual Meeting of the Association for Molecular
Pathology (AMP)**
November 10-12, 2000; Denver, Colorado

Experimental Biology 2001/ASIP Annual Meeting
March 31–April 4, 2001; Orlando, Florida
3rd International Conference Homocysteine Metabolism
July 4-7, 2001; Sorrento, Italy

For up to date meeting announcements visit the ASIP home
page at:
<http://asip.uthscsa.edu/NEW/announc.html>

UPCOMING DEADLINES

6th Annual AMP Meeting Abstract Deadline
July 28, 2000

Gorgas Memorial Research Institute Award
Applications Due by August 1, 2000

**Chugai Award for Excellence in Mentoring and Scholar-
ship**
Nominations Due by October 1, 2000

Warner-Lambert/Parke-David Award
Nominations Due by October 10, 2000

Rous-Whipple Award
Nominations Due by October 10, 2000

Gold-Headed Cane Award
Nominations Due by October 10, 2000

Experimental Biology 2001 Abstract Deadline
November 6, 2000

Experimental Pathologist-in-Training Award
Applications Due by November 6, 2000

ASIP Student Travel Award
Applications Due by November 6, 2000

ASIP Staff Members

Tara Zeitner, Office Manager and Annual Meeting
Coordinator; Dennis Galloway, Membership; Berna-
dette Englert, Special Projects Coordinator (part-
time). In the *AJP* offices: Priscilla Markwood, *AJP*
Managing Editor; Maria Giorla Eiseman, Assistant
Managing Editor, Terri Cash, Michael Dustin and
Suzanne O'Neill, Editorial Assistants.

ASIP Membership Application

Available on our website:

<http://asip.uthscsa.edu/>

or

Call (301) 530-7130

Fax (301) 571-1879



***FILL IN THE BALLOON CONTEST:
What is Mark Sobel thinking?***

Contest rules:

1. Submissions should be less than 50 words.
2. Submission deadline: September 1, 2000.
3. All submissions should be sent by e-mail with the words "Balloon contest" in the Subject line to: asip@pathol.faseb.org
4. Submissions will be judged on the basis of creativity and silliness by a select panel of ASIP members with a warped sense of humor.
5. The winning entry will be published in the next ASIP Bulletin.
6. First prize winner gets a package of balloons and a free subscription to *The ASIP Bulletin*.
7. Runner-up gets two free subscriptions to *The ASIP Bulletin*.